

SECTION 6

PNEUMATIC LOW HEADROOM HOIST & TROLLEY RANGE



A comprehensive range of quality pneumatic hoists built into low headroom trolley frames suitable for industrial, marine and off-shore environments. With our in-house design team and manufacturing facilities, we can build special units to meet your requirements, such as big bag handling hoists and ultra low headroom units.

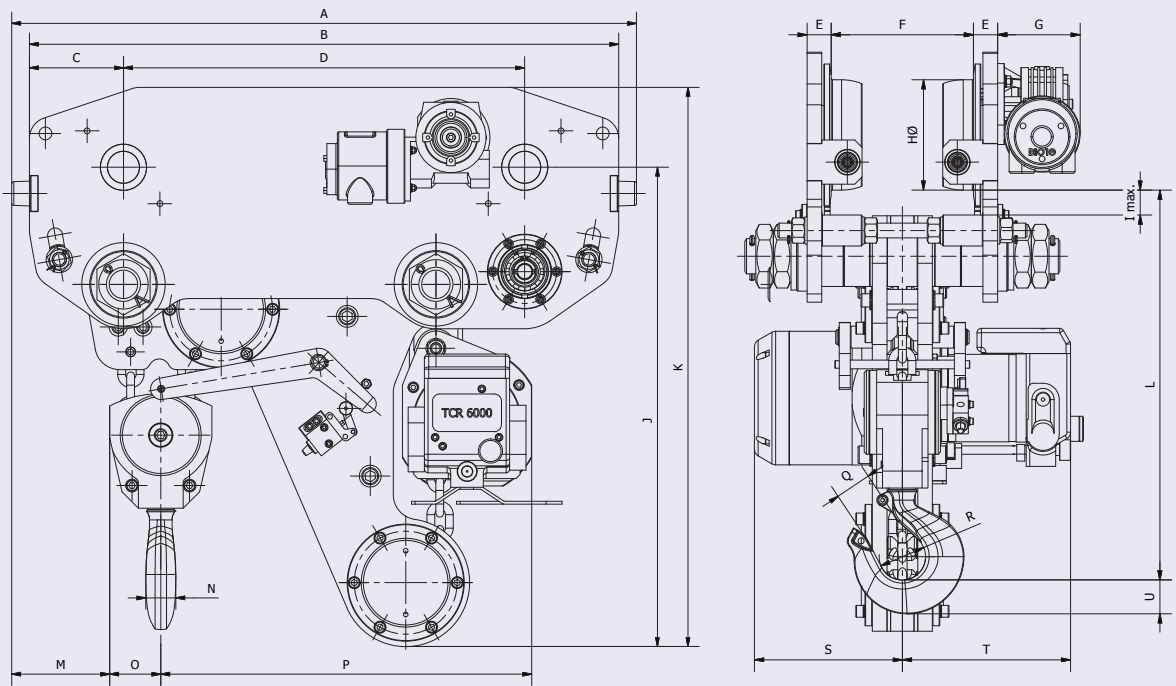
RED ROOSTER pneumatic hoists & trolleys comply with the European Machinery Directive and are CE marked.

SECTION 6

PNEUMATIC LOW HEADROOM

TCR-500-LHR | TCR-1000/2-LHR | TCR-1000-LHR | TCR-2000-LHR
 TCR-3000-LHR | TCR-6000-LHR | TCR-12000-LHR

DIMENSIONS IN MM



| Model | A | B | C | D | E | F | G | HØ | I | J | K |
|----------------|-------|-------|-------|-----|----|-----|-----|-----|----|-----|-----|
| TCR-500-LHR | 570 | 520 | 115 | 340 | 21 | TBC | 135 | 70 | 30 | 480 | 590 |
| TCR-1000/2-LHR | 570 | 520 | 115 | 340 | 21 | TBC | 135 | 70 | 30 | 480 | 590 |
| TCR-1000-LHR | 570 | 520 | 115 | 340 | 21 | TBC | 135 | 70 | 30 | 480 | 590 |
| TCR-2000-LHR | 570 | 520 | 115 | 340 | 21 | TBC | 135 | 70 | 30 | 480 | 590 |
| TCR-3000-LHR | 880 | 830 | 132,5 | 565 | 33 | TBC | 115 | 150 | 35 | 675 | 790 |
| TCR-6000-LHR | 880 | 830 | 132,5 | 565 | 33 | TBC | 115 | 150 | 35 | 675 | 790 |
| TCR-12000-LHR | 1.050 | 1.000 | 132,5 | 735 | 33 | TBC | 185 | 150 | 50 | 695 | 810 |

| Model | L | M | N | O | P | Q | RØ | S | T | U | - |
|----------------|-----|-----|----|------|-----|----|----|-----|-----|----|---|
| TCR-500-LHR | 340 | 180 | 25 | 20 | 295 | 30 | 40 | 186 | 156 | 30 | - |
| TCR-1000/2-LHR | 375 | 135 | 25 | 42 | 320 | 30 | 40 | 186 | 156 | 30 | - |
| TCR-1000-LHR | 340 | 180 | 25 | 20 | 296 | 29 | 40 | 177 | 157 | 30 | - |
| TCR-2000-LHR | 390 | 125 | 30 | 53 | 320 | 28 | 40 | 175 | 160 | 40 | - |
| TCR-3000-LHR | 400 | 215 | 37 | 38,5 | 480 | 37 | 50 | 202 | 230 | 47 | - |
| TCR-6000-LHR | 495 | 138 | 37 | 72 | 525 | 43 | 62 | 202 | 230 | 49 | - |
| TCR-12000-LHR | 600 | 95 | 52 | 200 | 605 | 58 | 84 | 202 | 230 | 67 | - |

All measurements are in mm / Information subject to change without notice

SECTION 6

PNEUMATIC LOW HEADROOM

TCR-500-LHR | TCR-1000/2-LHR | TCR-1000-LHR | TCR-2000-LHR TCR-3000-LHR | TCR-6000-LHR | TCR-12000-LHR

With the LHR series we have a range of trolleys for those applications where a standard trolley headroom is too large.

With this special version the hoist is built into the frame of the trolley to decrease the distance of the lower hook to the beam to an absolute minimum.

Standard features:

- State of the art with new drive motor for the trolley
- Low maintenance and wearing of the drive motor through less parts
- Accurate speed control at lifting and lowering
- Accurate speed control of the trolley
- Adjustable to a range of beam sizes

The low head room trolleys are available as standard version (order- number LHATP...) or as spark resistant version with bronze wheels, bronze coated hooks for explosion dangerous areas (order number LHATPSR) with ATEX certificate.

Optional

- Rack and pinion drive
- Marine paint (with certificate)
- ATEX specifications group II2 & II3

Recommended:

SMC air treatment unit: AC40-F04DM-8-B

| Type | TCR-500-LHR | TCR-1000/2-LHR | TCR-1000-LHR | TCR-2000-LHR | TCR-3000-LHR | TCR-6000-LHR | TCR-12000-LHR |
|---|-------------|----------------|--------------|--------------|--------------|--------------|---------------|
| WLL | 500 kg | 1.000 kg | 1.000 kg | 2.000 kg | 3.000 kg | 6.000 kg | 12.000 kg |
| Chain falls | 1 | 2 | 1 | 2 | 1 | 2 | 4 |
| Chain size mm | 6,3 x 19,1 | 6,3 x 19,1 | 7,1 x 21 | 7,1 x 21 | 11,2 x 34 | 11,2 x 34 | 11,2 x 34 |
| Lifting speed full load | 10,5 | 5,3 | 6 | 3 | 2,8 | 1,4 | 0,6 |
| Lifting speed without full load (m/min) | 16 | 9,5 | 11,3 | 5,7 | 5,7 | 2,9 | 1,4 |
| Lowering speed full load (m/min) | 17,9 | 9 | 10,3 | 5,2 | 4,6 | 2,3 | 1,1 |
| Travel speed (m/min) | 9 | 9 | 9 | 9 | 6 | 6 | 8 |
| Hoist air consumption (l/sec) | 25 | 25 | 25 | 25 | 33 | 33 | 33 |
| Trolley air consumption (l/sec) | 25 | 25 | 25 | 25 | 25 | 25 | 50 |
| Inlet connection | 0,5" | 0,5" | 0,5" | 0,5" | 0,75" | 0,75" | 1" |
| Weight with 3h hol | 85 kg | 90 kg | 90 kg | 105 kg | 295 kg | 310 kg | 400 kg |
| Additional metre hol | 0,8 kg | 1,6 kg | 1,1 kg | 2,2 kg | 2,7 kg | 5,4 kg | 10,8 kg |
| Flange minium (mm) | 60 | 60 | 60 | 60 | 110 | 110 | 110 |
| Flange maximum (mm) | 300 | 300 | 300 | 300 | 300 | 300 | 300 |

All measurements are in mm / Information subject to change without notice

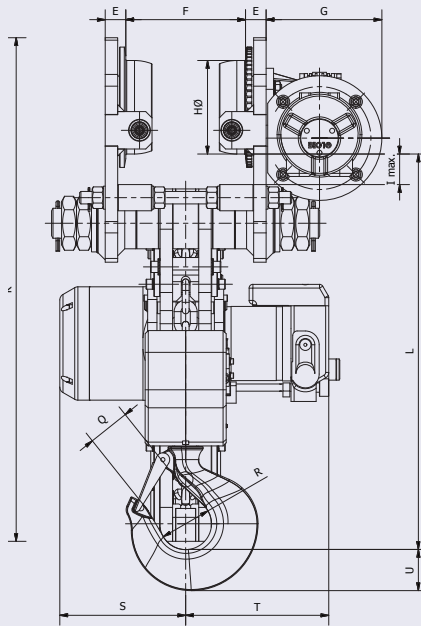
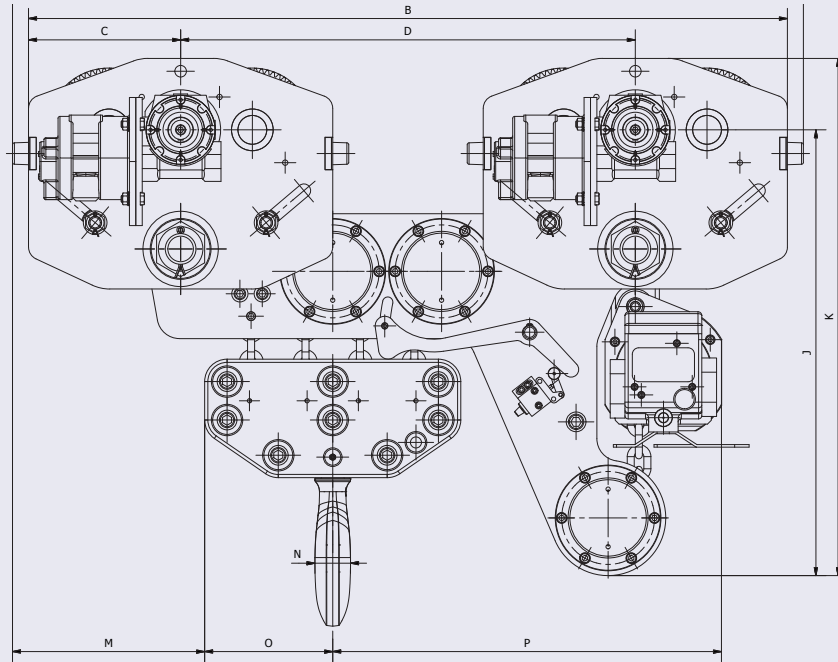


SECTION 6

PNEUMATIC LOW HEADROOM

TNC-10/2-LHR | TCR-12/4-LHR | TNC-15/3-LHR | TNC-20/4-LHR

DIMENSIONS IN MM



| Model | A | B | C | D | E | F | G | HØ | I | J | K |
|--------------|-------|-------|-------|-----|----|-----|-----|-----|----|-----|-----|
| TNC-10/2-LHR | 1.270 | 1.220 | 237,5 | 745 | 33 | TBC | 185 | 150 | 50 | 865 | 980 |
| TCR-12/4-LHR | 1.235 | 1.185 | 237,5 | 710 | 33 | TBC | 185 | 150 | 50 | 695 | 810 |
| TNC-15/3-LHR | 1.380 | 1.330 | 237,5 | 855 | 33 | TBC | 185 | 150 | 50 | 865 | 980 |
| TNC-20/4-LHR | 1.375 | 1.325 | 270 | 785 | 40 | TBC | 215 | 180 | 50 | 780 | 925 |

| Model | L | M | N | O | P | Q | RØ | S | T | U | - |
|--------------|-----|-------|----|-----|-----|----|-----|-----|-----|----|---|
| TNC-10/2-LHR | 615 | 395 | 55 | 110 | 640 | 40 | 60 | 245 | 315 | 62 | - |
| TCR-12/4-LHR | 600 | 300 | 52 | 200 | 605 | 58 | 84 | 200 | 230 | 67 | - |
| TNC-15/3-LHR | 670 | 367,5 | 52 | 190 | 700 | 58 | 84 | 245 | 315 | 67 | - |
| TNC-20/4-LHR | 750 | 315 | 64 | 265 | 800 | 78 | 110 | 245 | 315 | 80 | - |

All measurements are in mm / Information subject to change without notice

PNEUMATIC LOW HEADROOM

TNC-10/2-LHR | TCR-12/4-LHR | TNC-15/3-LHR | TNC-20/4-LHR

With the LHR series we have a range of trolleys for those applications where a standard trolley headroom is too large.

With this special version the hoist is built into the frame of the trolley to decrease the distance of the lower hook to the beam to an absolute minimum.

Standard features:

- State of the art with new drive motor for the trolley
- Low maintenance and wearing of the drive motor through less parts
- Accurate speed control at lifting and lowering
- Accurate speed control of the trolley
- Adjustable to a range of beam sizes

The low head room trolleys are available as standard version (order- number LHATP...) or as spark resistant version with bronze wheels, bronze coated hooks for explosion dangerous areas (order number LHATPSR) with ATEX certificate.

Optional


- Rack and pinion drive
- Marine paint (with certificate)
- ATEX specification cat. IIB & IIC

Recommended:

SMC air treatment unit: AC60-F10DM-8-B

| Type | TNC-10/2-LHR | TCR-12/4-LHR | TNC-15/3-LHR | TNC-20/4-LHR |
|---|--------------|--------------|--------------|--------------|
| WLL | 10.000 kg | 12.000 kg | 15.000 kg | 20.000 kg |
| Chain falls | 2 | 4 | 3 | 4 |
| Chain size mm | 16 x 45 | 11,2 x 34 | 16 x 45 | 16 x 45 |
| Lifting speed full load | 1,3 | 0,6 | 1 | 0,75 |
| Lifting speed without full load (m/min) | 2,5 | 1,4 | 1,6 | 1,25 |
| Lowering speed full load (m/min) | 2,3 | 1,1 | 1,25 | 1,15 |
| Travel speed (m/min) | 9 | 9 | 8 | 6 |
| Hoist air consumption (l/sec) | 90 | 33 | 90 | 90 |
| Trolley air consumption (l/sec) | 50 | 50 | 100 | 100 |
| Inlet connection | 1" | 1" | 1" | 1" |
| Weight with 3h hol | 550 kg | 435 kg | 700 kg | 890 kg |
| Additional metre hol | 11,4 kg | 10,8 kg | 17,1 kg | 22,8 kg |
| Flange minium (mm) | 110 | 110 | 175 | 175 |
| Flange maximum (mm) | 300 | 300 | 300 | 300 |

Design can be modified to suit smaller flange sizes.

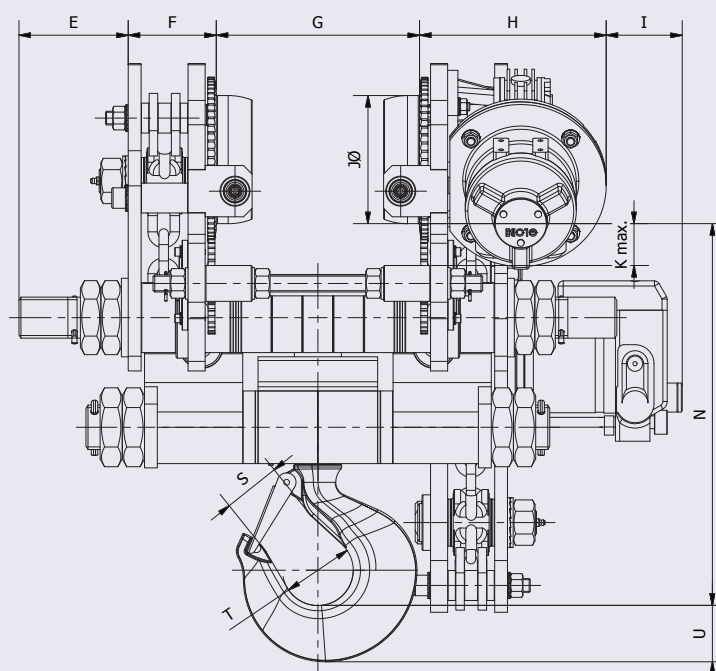
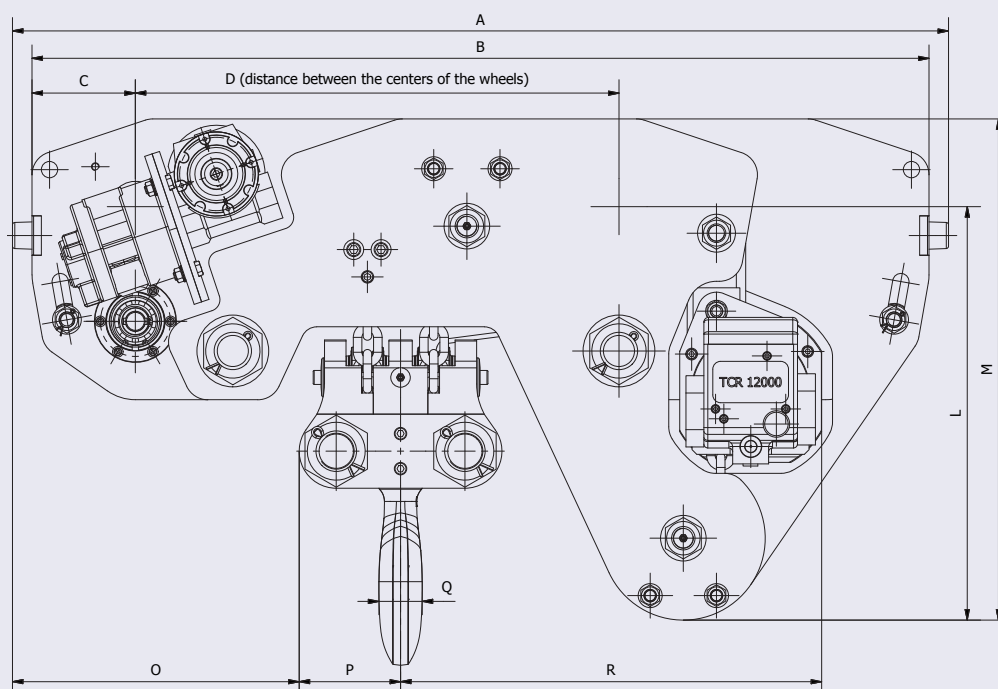


SECTION 6

PNEUMATIC ULTRA LOW HEADROOM

TCR-6000-ULHR | TCR-12000-ULHR | TNC-20000-ULHR

DIMENSIONS IN MM



| Model | A | B | C | D | E | F | G | HØ | I | J | K |
|----------------|-------|-------|-------|-----|-----|-----|-----|-----|-----|-----|----|
| TCR-6000-ULHR | 1.115 | 1.065 | 132,5 | 535 | 128 | 103 | TBC | 150 | 160 | 150 | 50 |
| TCR-12000-ULHR | 1.200 | 1.150 | 132,5 | 620 | 128 | 103 | TBC | 220 | 90 | 150 | 50 |
| TNC-20000-ULHR | 1.620 | 1.570 | 200 | 890 | 185 | 158 | TBC | 265 | 145 | 225 | 50 |

| Model | L | M | N | O | P | Q | RØ | S | T | U | - |
|----------------|-----|-----|-----|-------|-------|----|-----|----|-----|----|---|
| TCR-6000-ULHR | 530 | 645 | 355 | 347,5 | 107,5 | 37 | 500 | 43 | 62 | 49 | - |
| TCR-12000-ULHR | 530 | 645 | 400 | 367,5 | 130 | 52 | 540 | 58 | 84 | 67 | - |
| TNC-20000-ULHR | 780 | 950 | 500 | 550 | 165 | 64 | 915 | 78 | 110 | 80 | - |

All measurements are in mm / Information subject to change without notice

SECTION 6

PNEUMATIC ULTRA LOW HEADROOM

TCR-6000-ULHR | TCR-12000-ULHR | TNC-20000-ULHR

With the ULHR series we have a range of trolleys for those applications where a standard low headroom trolley is too large.

With this special version the hoist is built into the frame of the trolley to decrease the distance of the lower hook to the beam to an absolute minimum.

Standard features:

- State of the art with new drive motor for the trolley
- Low maintenance and wearing of the drive motor through less parts
- Accurate speed control at lifting and lowering
- Accurate speed control of the trolley
- Adjustable to a range of beam sizes

The low head room trolleys are available as standard version (order- number LHATP...) or as spark resistant version with bronze wheels, bronze coated hooks for explosion dangerous areas (order number LHATPSR) with ATEX certificate.

Optional

- Rack and pinion drive
- Marine paint (with certificate)
- ATEX specification cat. IIB & IIC

Recommended:

SMC air treatment unit:

TCR-6000-ULHR: AC50-F10DM-8-B

TCR-12000-ULHR/TCN-2000-ULHR: AC60-F10DM-8-B

| Type | TCR-6000-ULHR | TCR-12000-ULHR | TNC-20000-ULHR |
|---|---------------|----------------|----------------|
| WLL | 6.000 kg | 12.000 kg | 20.000 kg |
| Chain falls | 2 | 4 | 4 |
| Chain size mm | 11,2 x 34 | 11,2 x 34 | 16 X 45 |
| Lifting speed full load | 1,4 | 0,6 | 0,75 |
| Lifting speed without full load (m/min) | 2,9 | 1,4 | 1,25 |
| Lowering speed full load (m/min) | 2,3 | 1,1 | 1,15 |
| Travel speed (m/min) | 9 | 6 | 6 |
| Hoist air consumption (l/sec) | 33 | 33 | 90 |
| Trolley air consumption (l/sec) | 25 | 50 | 50 |
| Inlet connection | 0,75" | 1" | 1" |
| Weight with 3h hol | 380 kg | 480 kg | 1.440 kg |
| Additional metre hol | 5,4 kg | 10,8 kg | 22,8 kg |
| Flange minium (mm) | 170 | 215 | 220 |
| Flange maximum (mm) | 300 | 300 | 305 |

Design can be modified to suit smaller flange sizes.

